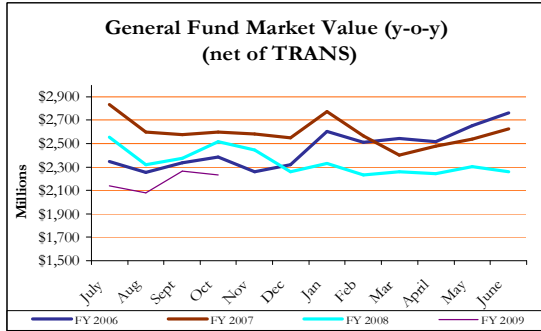


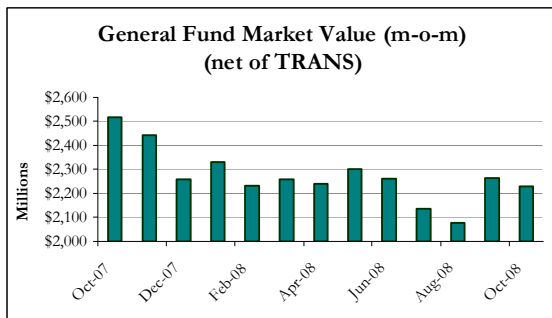
NEW MEXICO STATE TREASURER'S EXECUTIVE SUMMARY OF INVESTMENT ACTIVITY

As of October 31, 2008

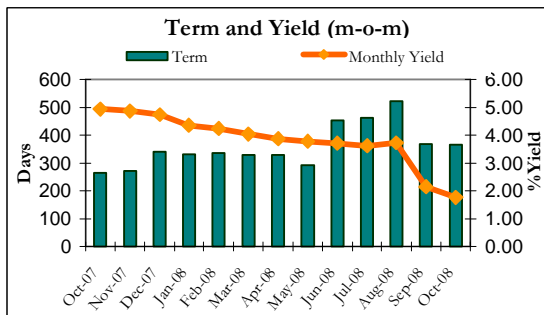
GENERAL FUND INVESTMENT PORTFOLIO



- The market value of the General Fund Investment Portfolio, net of TRANS, on October 31, 2008, was \$2.23 billion, this compares to \$2.27 billion at September 30, and to \$2.52 billion at the same point last year and \$2.60 billion at the same point two years ago.



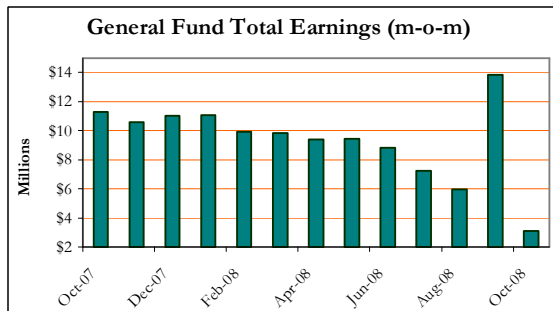
- The market value of the portfolio decreased 1.98% to \$2.23 billion from \$2.26 billion at September month-end.



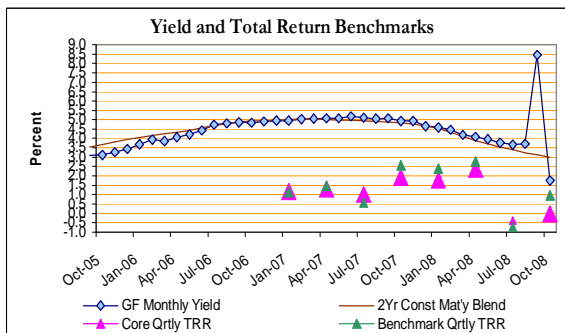
- Purchase yield was 1.76% at month-end, down from 2.15% in September. The weighted average term of the portfolio decreased to 366 days. Effective duration of the CORE segment was 2.15 years, which is 114% of the benchmark's duration, 1.89 years.

General Fund (including TRANS)				
Asset Type	Yield	Market Value	% of Portfolio	Term (Years)
Agencies	3.95%	\$ 380,028,723	17.05%	3.572
Repurchase Pool	0.25%	\$ 510,431,987	22.90%	0.003
Certificate of Deposit	2.83%	\$ 180,100,000	8.08%	0.249
Money Market Fund	0.78%	\$ 640,726,943	28.74%	unknown
Municipal Bonds	3.30%	\$ 50,000,000	2.24%	0.414
US Treasury Bills & Notes	3.42%	\$ 161,885,100	7.26%	3.384
Cash	0.00%	\$ 190,850,000	8.56%	0.000
Corporate Bonds	5.06%	\$ 114,987,336	5.16%	2.437
Total:	1.77%	\$ 2,229,010,089	100.00%	1.012

- During October, there were no purchases for the CORE portfolio. Thirteen Certificates of Deposit were purchased for the LIQUIDITY portfolio in the amount of \$32.6 million. Additionally, one \$2 million linked Certificate of Deposit was purchased. At month end the General Fund received redemptions from the The Reserve in the amounts of \$151.2 million and \$76.7 million for the CORE and LIQUIDITY portfolios, respectively. Additionally, the General Fund received \$190.9 million from the LGIP for Reserve assets it temporarily held.



- October earnings were \$3.13 million representing a 77.43% decrease from September earnings of \$13.85 million. Fiscal year earnings total \$29.03 million, compared to \$45.30 million through the same period last fiscal year.

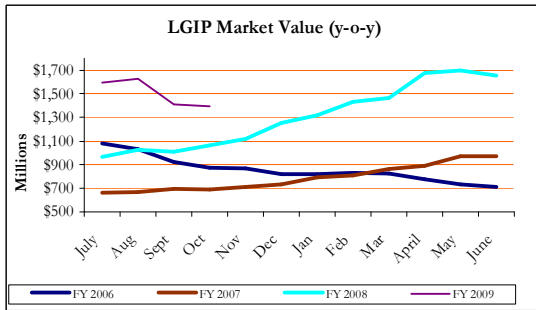


- The General Fund underperformed its benchmark with an earned yield of 1.76%, compared to a 2.87% 2yr CMA/CMT 12 month moving average month-end yield.
- Annualized total return for the CORE was 4.91% for the month of October while the benchmark realized an annualized total return of 2.76%.

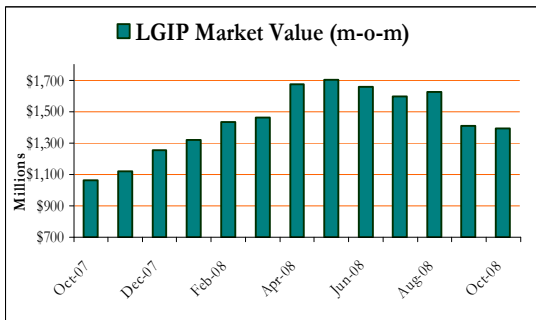
NEW MEXICO STATE TREASURER'S EXECUTIVE SUMMARY OF INVESTMENT ACTIVITY

As of October 31, 2008

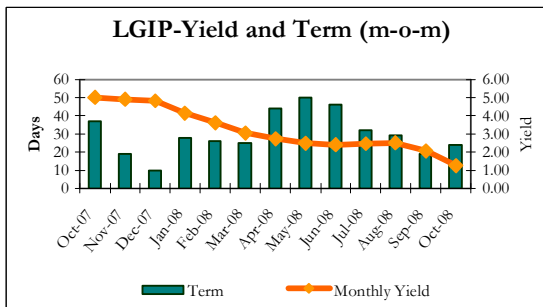
NEW MEXIGROW LOCAL GOVERNMENT INVESTMENT POOL (LGIP)



- The market value of the LGIP portfolio as of October 31 was \$1.39 billion, compared to a market value of \$1.06 billion at the same period last year and \$689 million at the same period two years ago.



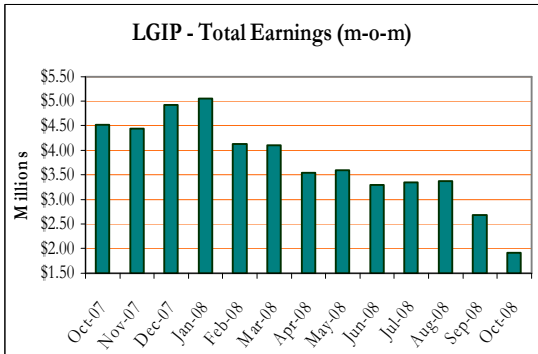
- During the month the market value of the portfolio decreased 1.43%, from \$1.41 billion at September month end to \$1.39 billion. Participant contributions for October totaled \$180 million and withdrawals totaled \$201 million.



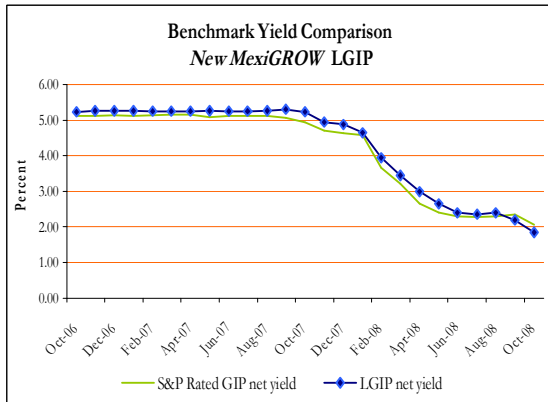
- The gross yield was 1.25% at October 31, a 39% decrease from September month-end of 2.07%. The weighted average maturity at October 31 was 24 days, up from the September 30 weighted average maturity of 19 days and within the rule 2a-7 requirement of 60 days or less.

Local Government Investment Pool				
Asset Type	Yield	Market Value	% of Portfolio	Term (Days)
Agencies	2.87%	\$ 289,720,200	20.78%	106
Money Market Funds	76.92%	\$ 554,900,000	39.80%	1.216
Commercial Paper	2.81%	\$ 49,919,642	3.58%	208
LGIP Bank Account	65.90%	\$ 499,681,800	35.84%	2.9
Total:	1.25%	\$ 1,394,221,642	100%	24

- October investment purchases in the LGIP portfolio totaled \$130 million of U.S. agency securities with an average annualized yield of 2.867% and an average term of 107 days.
- During the month 50% of the Reserve Primary Fund position, sold under a put option to the CORE in September, was received and redirected into the General Fund CORE portfolio.



- LGIP earnings for October totaled \$1.9 million, a 29% decrease from September earnings of \$2.7 million. Fiscal year-to-date earnings totaled \$11.2 million compared to \$17.8 million through the same period last fiscal year.

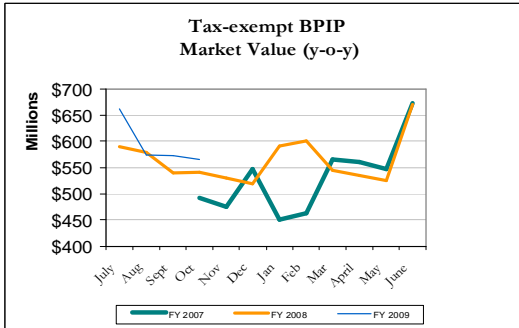


- The 30-day net yield of the LGIP as of October 24 was 1.85%, underperforming the 30-day net S&P Rated Government Investment Pool (GIP) index (2.05) by 15 basis points. The 30-day gross yield of the LGIP at October 24, 1.90%, underperformed compared to the 30-day gross S&P Rated GIP index of 2.24%. The administrative fee assessed to participants for October was 2.7 basis points; fees collected through October 31 are \$128,000.

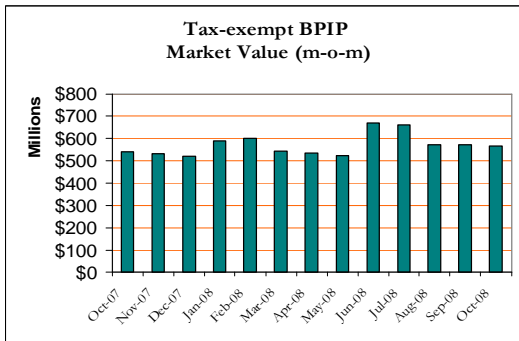
NEW MEXICO STATE TREASURER'S EXECUTIVE SUMMARY OF INVESTMENT ACTIVITY

As of October 31, 2008

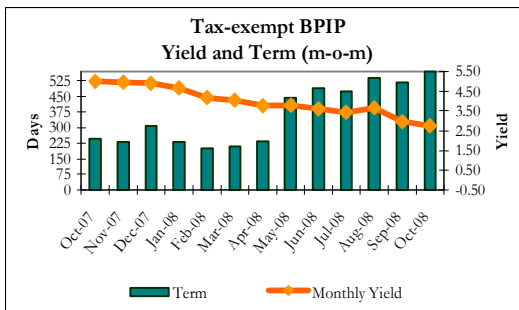
TAX-EXEMPT BOND PROCEEDS INVESTMENT POOL (BPIP)



- The market value of the Tax-exempt BPIP as of October 31, 2008, was \$565.8 million. This compares to a market value of \$540.2 million one year ago and \$492.1 million two years ago.



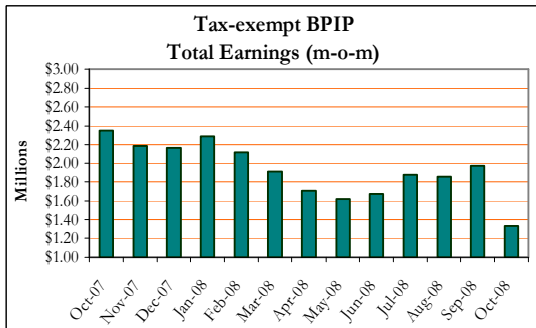
- During October, the market value of the fund decreased 1.2% to \$565.8 million from \$572.9 million at September month end. The approximate \$7.1 million decrease was the net result of property tax revenues, interest earnings, and project expenditure draws.



- The Tax-exempt BPIP month-end purchase yield and term were 2.76% and 1.56 years. The month-end yield was 160 basis points below the selected benchmark yield, 4.36%, which is the highest arbitrage yield limit of any bond issue in the fund.

Tax-exempt Bond Proceeds Investment Pool				
Asset Type	Yield	Market Value	% of Portfolio	Term
Agencies	4.21%	\$ 366,015,191	64.69%	2.15 yrs
Mmkt Funds & Cash	0.00%	\$ 126,252,870	22.31%	0
US Treasuries	2.70%	\$ 4,234,561	0.75%	4 yrs
Corporate Bonds	4.62%	\$ 29,573,200	5.23%	255 days
Repurchase Pool	0.25%	\$ 39,762,501	7.03%	1 day
Total:	2.76%	\$ 565,838,323	100%	1.56 yrs

- There were no investment transactions in the Tax-exempt BPIP during October. Approximately one-half of The Reserve money market fund position was redeemed on October 31.

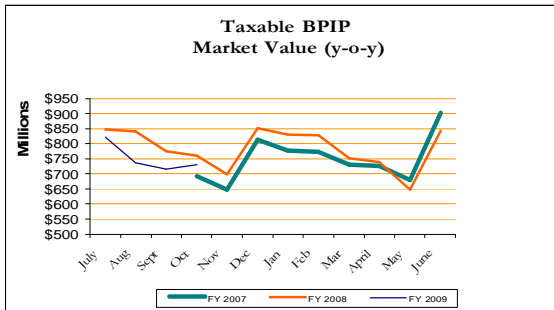


- Interest earnings for the month totaled \$1.32 million, a decrease of 32.9% from September earnings of \$1.97 million. Fiscal year to date earnings totaled \$7.03 million.

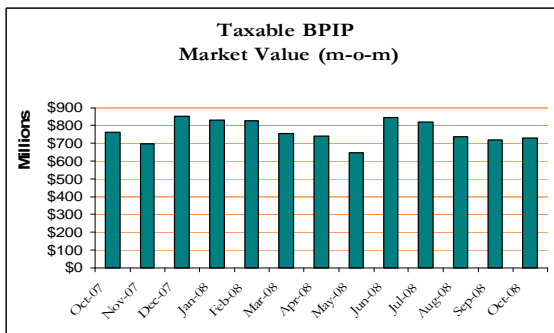
NEW MEXICO STATE TREASURER'S EXECUTIVE SUMMARY OF INVESTMENT ACTIVITY

As of October 31, 2008

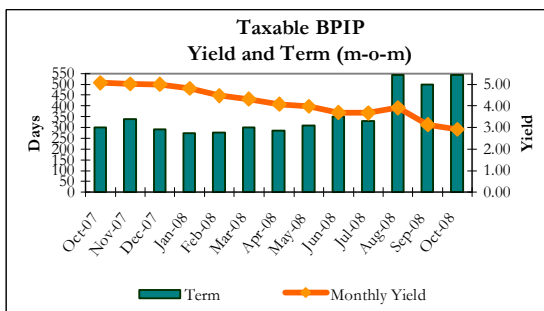
TAXABLE BOND PROCEEDS INVESTMENT POOL (BPIP)



- The market value of the Taxable BPIP as of October 31, 2008, was \$729.8 million. This compares to a market value of \$759.6 million one year ago and \$691.7 million two years ago.



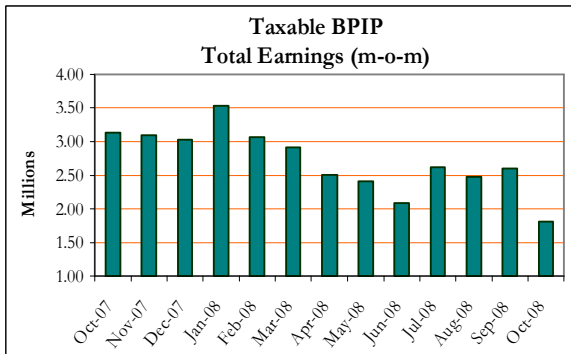
- During October, the market value of the fund increased 1.7%, to \$729.8 million from \$716.9 million at September month end. The approximate \$13 million increase was the net result of increased mark to market values, interest earnings, and monthly project expenditure draws.



- The Taxable BPIP month-end purchase yield and term were 2.91% and 1.49 years.
- The month-end yield was 64 basis points below 3.55%, which is the month-end yield for the 2-year CMA 12 month moving average index.

Taxable Bond Proceeds Investment Pool				
Asset Type	Yield	Market Value	% of Portfolio	Term (Days)
Agencies	4.92%	\$ 421,434,785	57.74%	1.03 yrs
Mmkt Funds & Cash	0.00%	\$ 186,021,136	25.49%	0
US Treasuries	na	\$ -	0.00%	na
Corporate Bonds	4.50%	\$ 64,650,262	8.86%	2.19 yrs
Asset-backed Sec.	4.77%	\$ 9,802,538	1.34%	1.45 yrs
Repurchase Pool	0.25%	\$ 47,916,759	6.57%	1
Total:	2.91%	\$ 729,825,480	100%	1.49 yrs

- There were no investment transactions in the Taxable BPIP during October. Approximately one-half of The Reserve money market fund position was redeemed on October 31.



- October interest earnings totaled \$1.80 million, a 30.7% decrease from September earnings of \$2.60 million. Fiscal year to date earnings totaled \$9.50 million