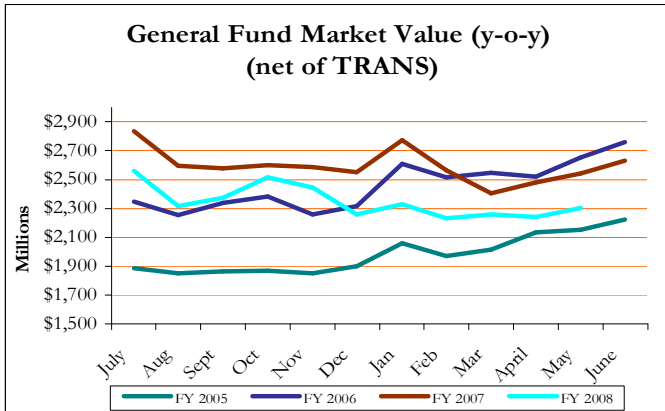


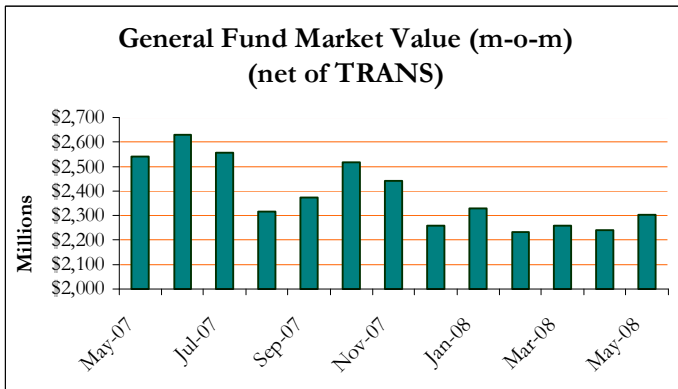
# NEW MEXICO STATE TREASURER'S EXECUTIVE SUMMARY OF INVESTMENT ACTIVITY

As of May 31, 2008

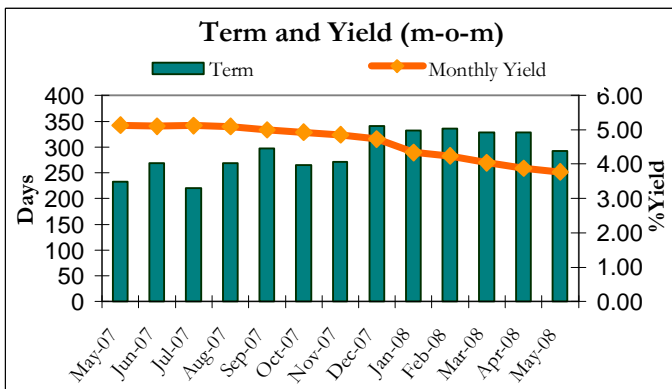
## GENERAL FUND INVESTMENT PORTFOLIO



- The market value of the General Fund Investment Portfolio, net of TRANS, on May 31, 2008, was \$2.301 billion, this compares to \$2.54 billion at the same point last year and \$2.65 billion at the same point two years ago.



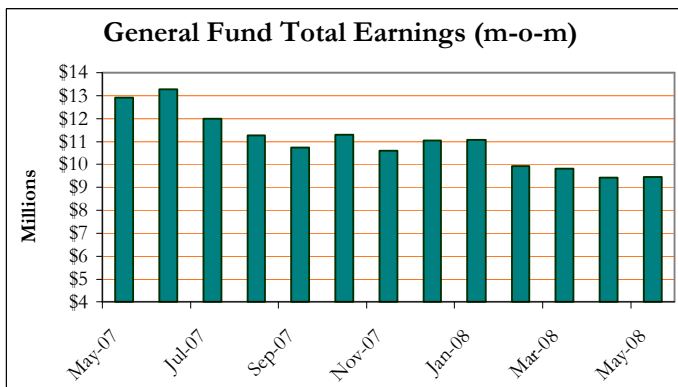
- The market value of the portfolio increased 2.72% to \$2.30 billion from \$2.24 billion at April month-end.



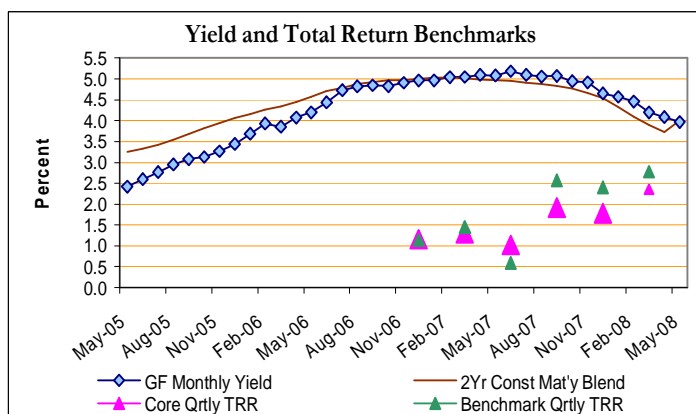
- Purchase yield was 3.77% at May month-end, down from 3.88% at April month-end. The weighted average term of the portfolio decreased to 292 days. Effective duration of the CORE segment increased to 1.84 years, which is 95.8% of the benchmark's duration, 1.92 years.

General Fund (including TRANS)				
Asset Type	Yield	Market Value	% of Portfolio	Term (Years)
Agencies	4.42%	\$ 1,578,419,358	51.21%	1.017
Repurchase Pool	2.35%	\$ 663,748,096	21.54%	0.003
Certificate of Deposit	3.58%	\$ 215,800,000	7.00%	0.383
Money Market Fund	2.91%	\$ 359,200,000	11.65%	0.003
Commercial Paper	0.00%	\$ -	0.00%	0.000
US Treasury Bills & Notes	3.50%	\$ 135,984,500	4.41%	3.709
Corporate Bonds	5.27%	\$ 128,849,455	4.18%	2.862
<b>Total:</b>	<b>3.77%</b>	<b>\$ 3,082,001,409</b>	<b>100%</b>	<b>0.812</b>

- During May, there was a single purchase in the CORE portfolio in the amount of \$10 million. Note that \$11 million in Certificates of Deposit were purchased or renewed in the LIQUIDITY portfolio and that \$2 million in Certificates of Deposit were purchased under the new Linked Deposit Program. In the TRAN portfolio, one security in the amount of \$7 million was liquidated.



- April earnings were \$9.45 million representing a 0.38% increase from April earnings of \$9.41 million. Fiscal year-to-date earnings total \$116.7 million, compared to \$135.3 million through the same period last fiscal year.

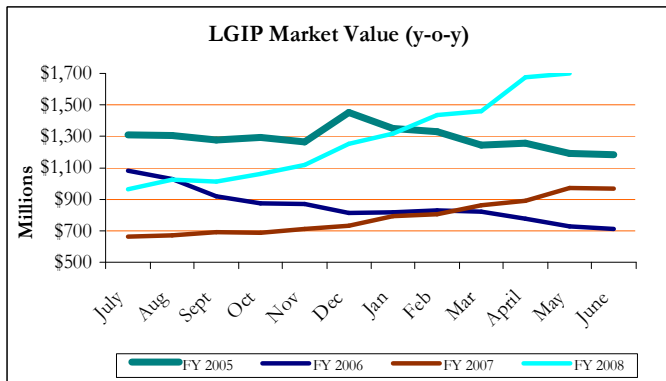


- On a yield basis, the General Fund remains above its benchmark with an earned yield of 3.97%, which compares to a 4.00% 2yr CMA/CMT 12 mo. m.a. month-end yield.
- Annualized total return for the CORE was -2.98% for the month of May while the benchmark realized an annualized total return -5.62%.

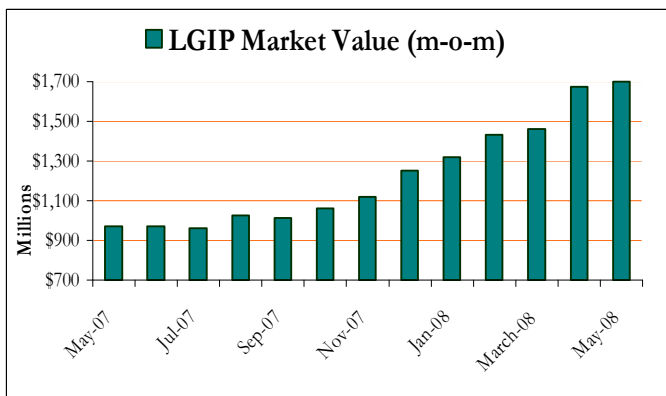
# NEW MEXICO STATE TREASURER'S EXECUTIVE SUMMARY OF INVESTMENT ACTIVITY

As of May 31, 2008

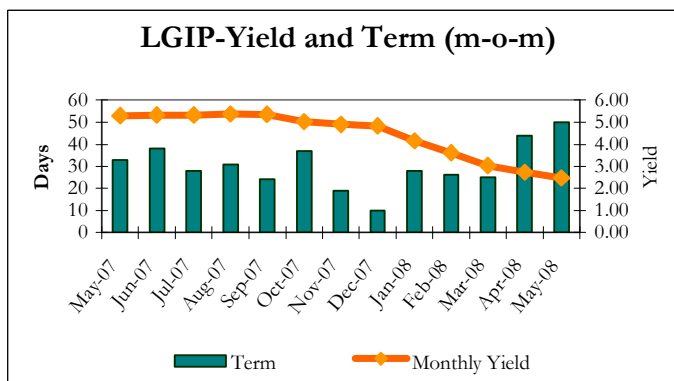
## NEW MEXIGROW LOCAL GOVERNMENT INVESTMENT POOL (LGIP)



- The market value of the LGIP portfolio as of May 31 was \$1.70 billion, compared to a market value of \$728 million at the same period last year and \$973 million at the same period two years ago.



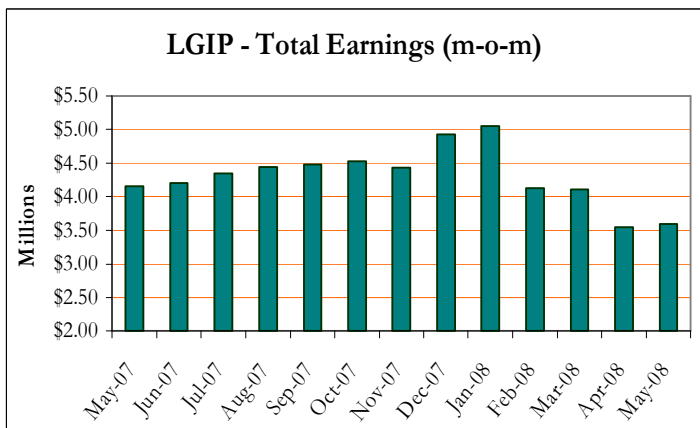
- During the month the market value of the portfolio increased 1.7%, from \$1.67 billion at April month end to \$1.70 billion. Participant contributions for May were \$185 million; withdrawals totaled \$163 million.



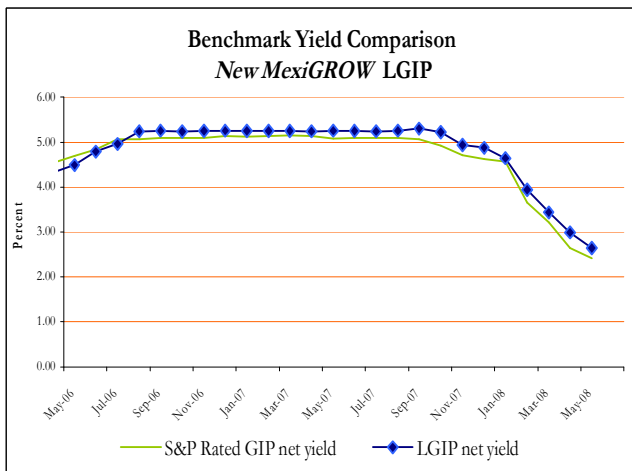
- The gross yield was 2.48% at May 31, a 9% decrease from April month-end of 2.73%. The weighted average maturity at May 31 was 50 days, up from the April 30 weighted average maturity of 44 days and consistent with the rule 2a-7 required 60 days or less.

Local Government Investment Pool				
Asset Type	Yield	Market Value	% of Portfolio	Term (Days)
Agencies	2.30%	\$ 587,721,767	34.56%	124
Money Market Funds	2.54%	\$ 899,510,000	52.89%	1.21
Commercial Paper	2.65%	\$ 212,914,963	12.52%	51
LGIP Bank Account	1.88%	\$ 682,942	0.04%	2
<b>Total:</b>	<b>2.48%</b>	<b>\$ 1,700,829,672</b>	<b>100%</b>	<b>50</b>

- May investment activity in the LGIP portfolio totaled \$328.9 million. Purchases included \$68.7 million in A-1+ commercial paper with an annualized yield of 2.48% and average term of 72.9 days; and \$260.2 million of U.S. agency securities with an average annualized yield of 2.30% and an average term of 124 days.



- LGIP earnings for May totaled \$3.6 million, a 1.3% increase from April earnings of \$3.5 million. Fiscal year-to-date earnings totaled \$47.5 million compared to \$36.6 million through the same period last fiscal year.

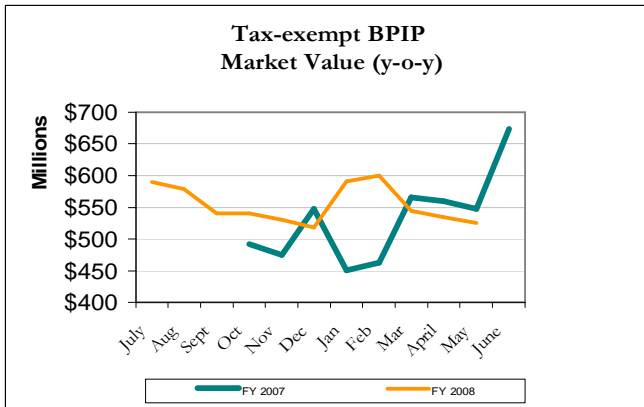


- The 30-day net yield of the LGIP as of May 16 was 2.64%, outperforming the 30-day net S&P Rated Government Investment Pool (GIP) index (2.41%) by 23 basis points. The 30-day gross yield of the LGIP at May 16, 2.69%, surpassed the 30-day gross S&P Rated GIP index of 2.62%. The administrative fee assessed to participants for May was 2.3 basis points; fees collected through May 31 totaled \$352,015.

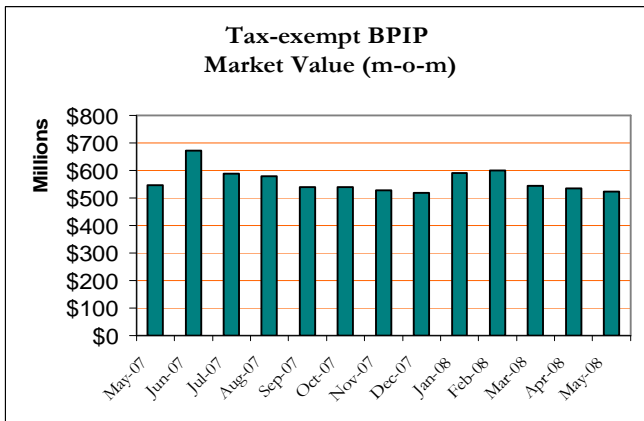
# NEW MEXICO STATE TREASURER'S EXECUTIVE SUMMARY OF INVESTMENT ACTIVITY

As of May 31, 2008

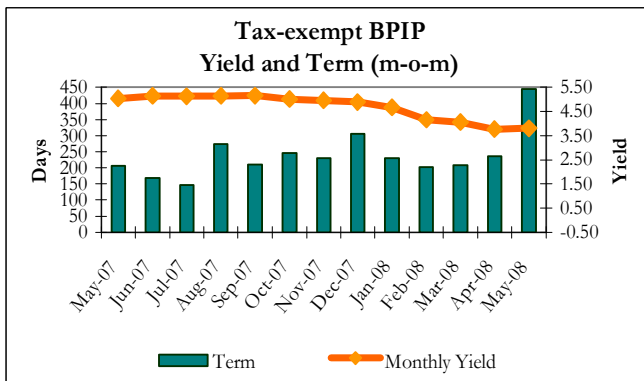
## TAX-EXEMPT BOND PROCEEDS INVESTMENT POOL (BPIP)



- The market value of the Tax-exempt BPIP as of May 31, 2008, was \$524.9 million. This compares to a market value of \$547.6 million one year ago.




- During May, the market value of the fund decreased 1.8%, to \$524.9 million from \$534.8 million at April month end. The approximate \$10 million decrease was the net result of property tax revenues, interest earnings, and project expenditure draws.



- The Tax-exempt BPIP month-end purchase yield and term were 3.80% and 1.2 years. The month-end yield was 56 basis points below the selected benchmark yield, 4.36%, which is the highest arbitrage yield limit of any bond issue in the fund.

Tax-exempt Bond Proceeds Investment Pool				
Asset Type	Yield	Market Value	% of Portfolio	Term (Days)
Agencies	4.89%	\$ 258,085,116	49.16%	1.32 yrs
Money Market Funds	2.91%	\$ 194,183,000	36.99%	161
US Treasuries	4.80%	\$ 40,114,388	7.64%	177
Corporate Bonds	4.62%	\$ 29,979,700	5.71%	1.1 yrs
Repurchase Pool	2.35%	\$ 2,578,838	0.49%	1
<b>Total:</b>	<b>3.80%</b>	<b>\$ 524,941,042</b>	<b>100%</b>	<b>1.2 yrs</b>

- During May, \$108 million Agency callable and bullet securities were purchased for the Tax-exempt pool. Trading activity took advantage of a temporary back-up in yields and a steeper yield curve.

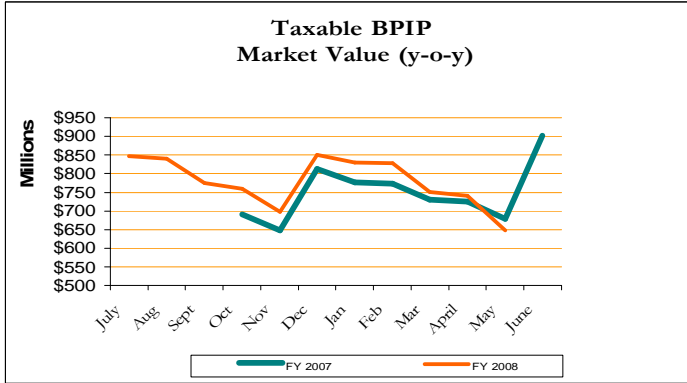


- Interest earnings for the month totaled \$1.62 million, a decrease of 4.7% from April earnings of \$1.70 million. Fiscal year to date earnings totaled \$23.8 million.

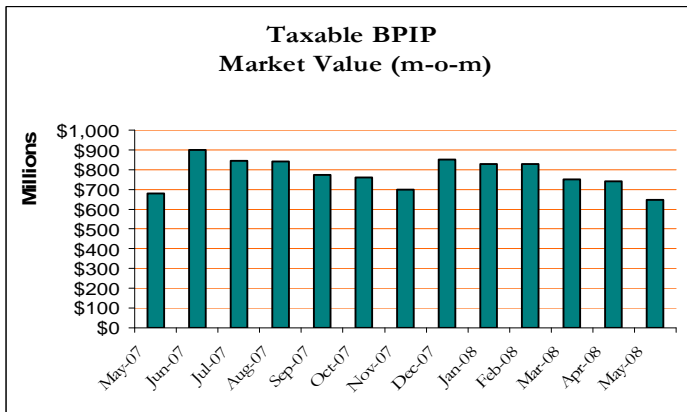
# NEW MEXICO STATE TREASURER'S EXECUTIVE SUMMARY OF INVESTMENT ACTIVITY

As of May 31, 2008

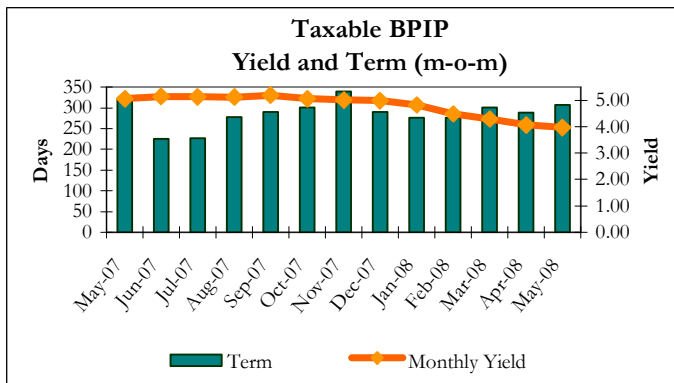
## TAXABLE BOND PROCEEDS INVESTMENT POOL (BPIP)



- The market value of the Taxable BPIP as of May 31, 2008, was \$648.2 million. This compares to a market value of \$678.7 million one year ago.



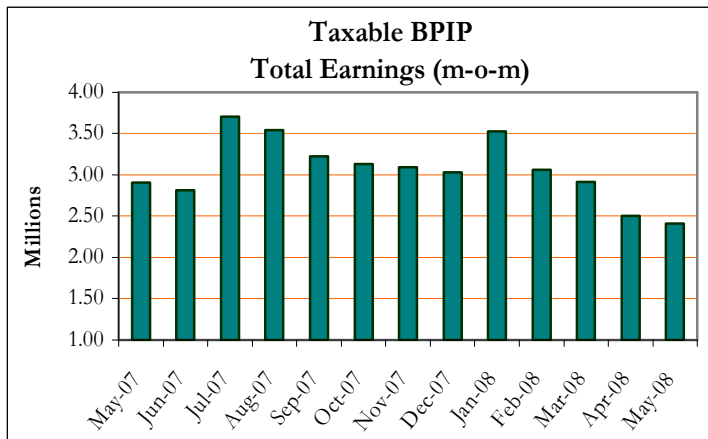
- During May, the market value of the fund decreased 12.4%, to \$648.2 million from \$740.0 million at April month end. The approximate \$91 million decrease was the net result of monthly project expenditure draws, of which \$88 million alone was for Public Schools Facilities Authority.



- The Taxable BPIP month-end purchase yield and term were 3.97% and 308 days.
- The month-end yield was 13 basis points below 4.10%, which is the month-end yield for the 2-year CMA 12 month moving average index.

Taxable Bond Proceeds Investment Pool				
Asset Type	Yield	Market Value	% of Portfolio	Term (Days)
Agencies	4.94%	\$ 311,489,820	48.05%	360
Money Market Funds	2.91%	\$ 215,400,000	33.23%	1
US Treasuries	4.79%	\$ 15,223,050	2.35%	208
Corporate Bonds	4.83%	\$ 69,017,586	10.65%	2.61
Asset-backed Sec.	4.77%	\$ 10,064,865	1.55%	2.6
Repurchase Pool	2.35%	\$ 27,010,535	4.17%	1
<b>Total:</b>	<b>3.97%</b>	<b>\$ 648,205,856</b>	<b>100%</b>	<b>308</b>

- There were no purchases for the Taxable pool during May.



- May interest earnings totaled \$2.40 million, a 4% decrease from April earnings of \$2.50 million. Fiscal year to date earnings totaled \$34.1 million